

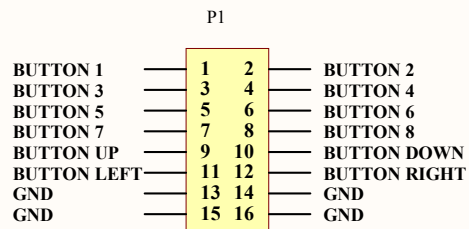
NOTE:

MAP THE BUTTON'S WITH YOUR JOYSICK CONFIGURATION MENU WITHIN YOUR EMULATOR.

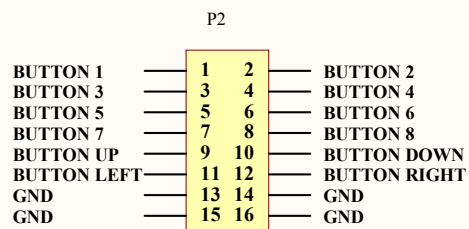
CONNECT UP TO 48 BUTTONS

CONNECTOR PINOUT

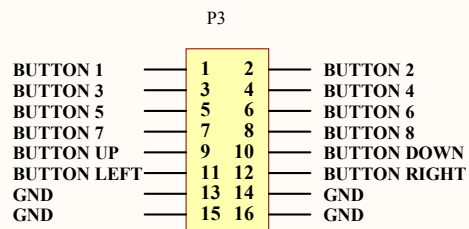
PLAYER 1



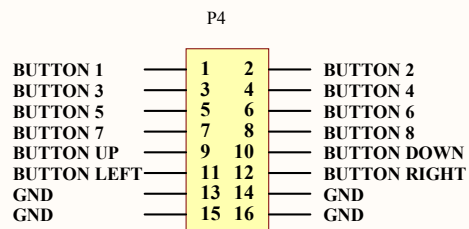
PLAYER 2



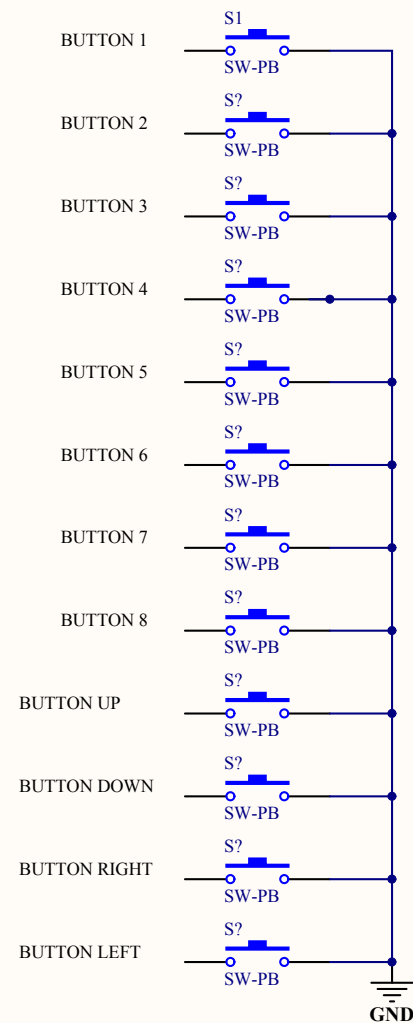
PLAYER 3



PLAYER 4



JOYSTICK OR BUTTON WIRING 48X



|       |                               |              |                                |              |  |
|-------|-------------------------------|--------------|--------------------------------|--------------|--|
| Title |                               |              | <b>48 BUTTON ARCADE WIRING</b> |              |  |
| Size  | Number                        | Revision     |                                | A            |  |
| A     | 0000                          |              |                                |              |  |
| Date: | 5/19/2015                     | Sheet 1 of 1 |                                |              |  |
| File: | D:\usbmegaemu\..WIRING.SchDoc | Drawn By:    |                                | MEGA-EMU.COM |  |